

NCKU Moodle Instruction Manual – Reports

I.	Learning Statistics	2
II.	Logs.....	4
III.	Live Logs	6
IV.	Activity Report	8
V.	Course Participation	11
VI.	Activity Completion	13
VII.	Contact Us.....	15

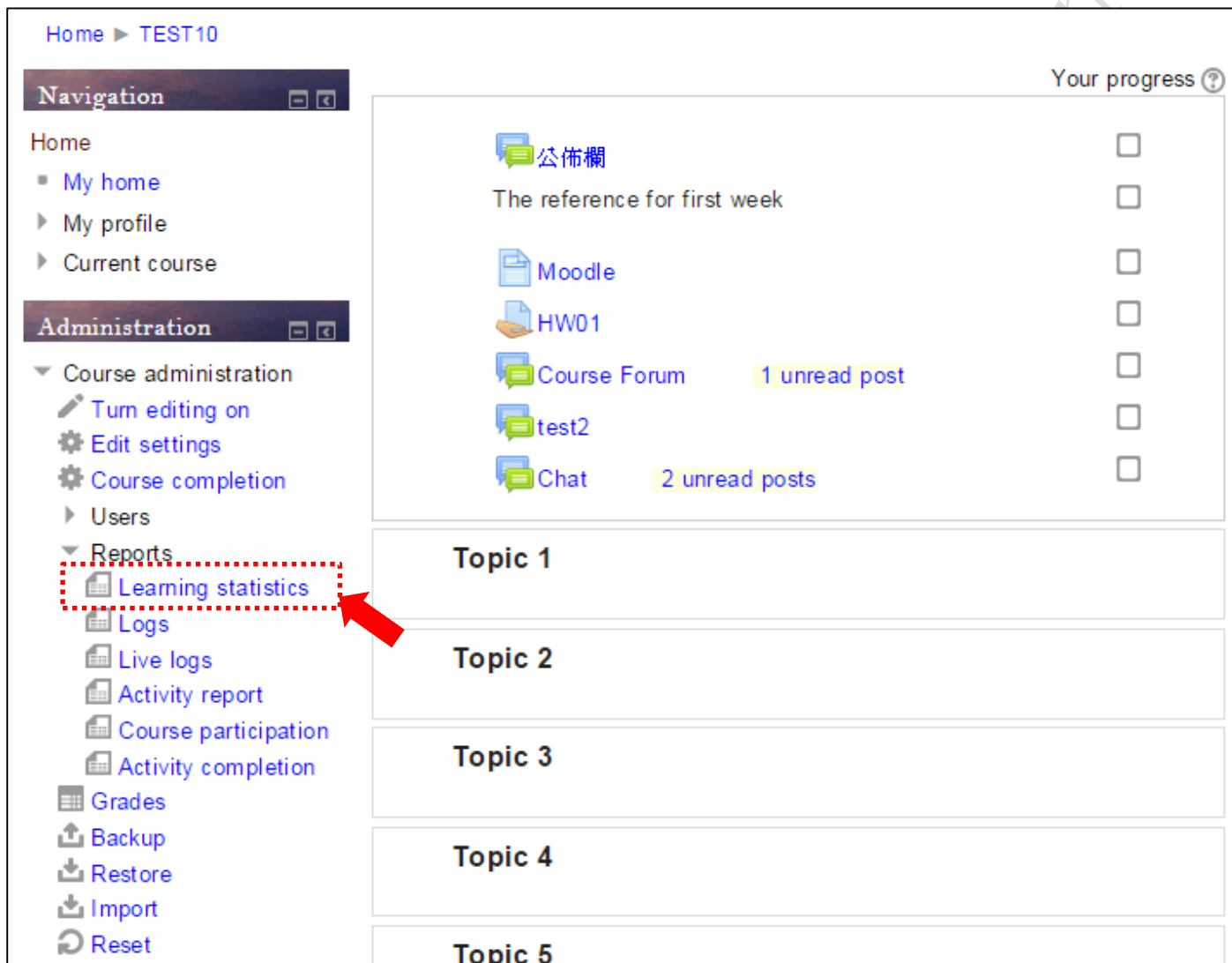
NCKU Moodle Instruction Manual

Reports display the learning statistics for students. It contains learning, course participation and activity completions report.

I. Learning Statistics

“Learning statistics” report mainly count the time that student stay in course and the numbers of the article in forum they posted.










1. Administration block → Reports → Learning statistics



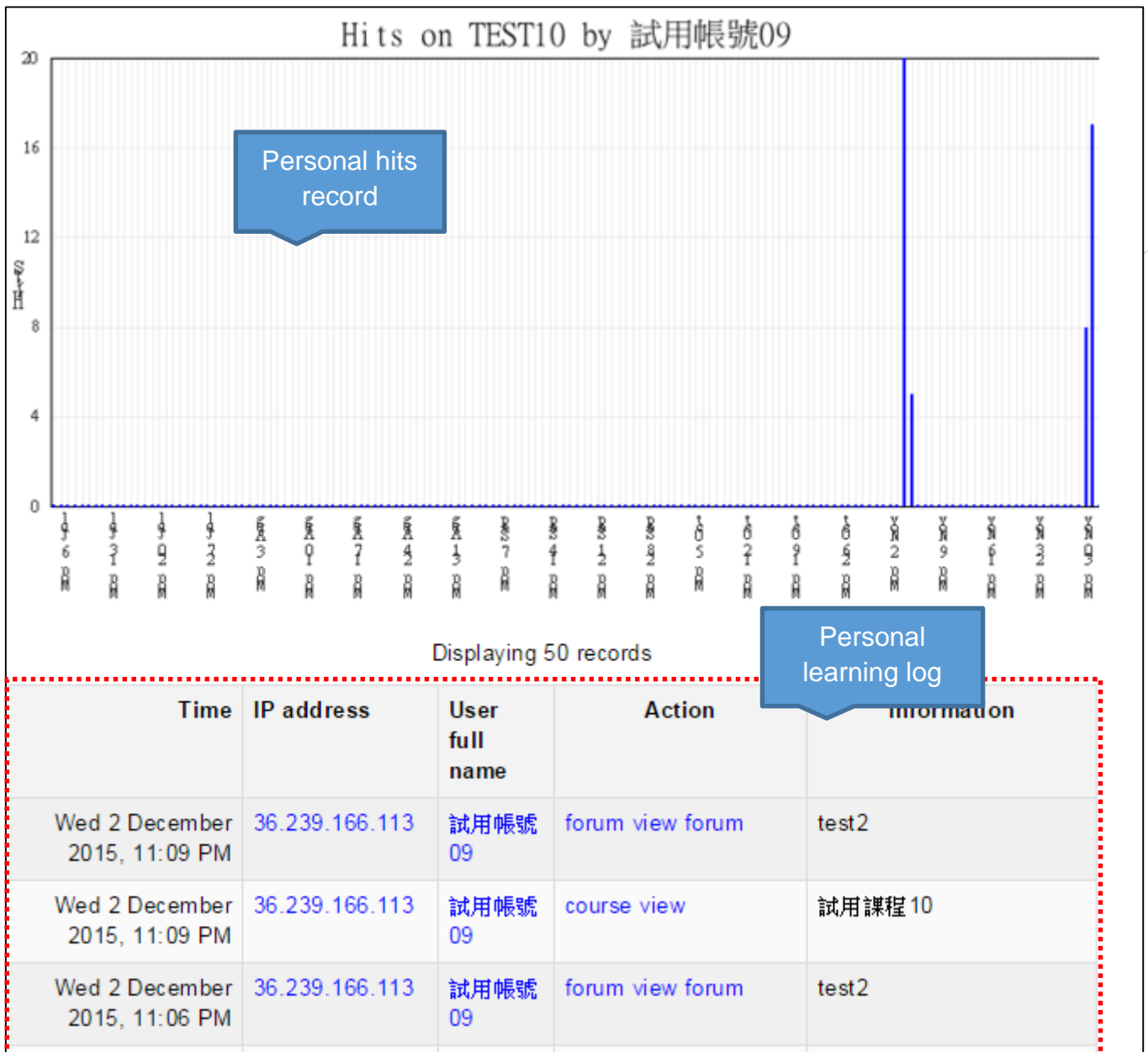
The screenshot shows the Moodle course administration interface for 'TEST10'. On the left, the 'Administration' block is expanded to show the 'Reports' section, with 'Learning statistics' highlighted by a red dashed box and a red arrow. The main content area displays a list of course activities with checkboxes for progress tracking. The activities listed are: 公佈欄, The reference for first week, Moodle, HW01, Course Forum (1 unread post), test2, and Chat (2 unread posts). Below these activities are five topic boxes labeled 'Topic 1' through 'Topic 5'. The top right corner shows 'Your progress ?'.

2. It display students' learning time and the discussion they post. Click “Download” button to download this statistics information as excel file.

Download
Excel format

User picture	First name	Department	Learning Time	Hits	Discussion	Reply	Post All
	試用帳號01		00:04:48	16	0	0	0
	試用帳號02		00:00:00	0	0	0	0
	試用帳號03		00:00:00	0	0	0	0
	試用帳號04		00:00:00	0	0	0	0
	試用帳號05		00:00:00	0	0	0	0
	試用帳號06		00:00:00	0	0	0	0
	test07		00:01:00	1	0	0	0
	試用帳號08		16	7	0	0	0
	試用帳號09		00:15:23	50	6	0	6

3. Click the “Hits” link to show the statistics diagram.



II. Logs

“Logs” report display every participant’s actions in course. Teacher can select the record by condition.

1. Administration block → Reports → Logs

Home ▶ TEST10

Your progress ?

Navigation

Home

- My home
- My profile
- Current course

Administration

- Course administration
 - Turn editing on
 - Edit settings
 - Course completion
- Users
- Reports
 - Learning statistics
 - Logs**
 - Live logs
 - Activity report
 - Course participation
 - Activity completion
- Grades
- Backup
- Restore
- Import
- Reset

公佈欄	<input type="checkbox"/>
The reference for first week	<input type="checkbox"/>
Moodle	<input type="checkbox"/>
HW01	<input type="checkbox"/>
Course Forum 1 unread post	<input type="checkbox"/>
test2	<input type="checkbox"/>
Chat 2 unread posts	<input type="checkbox"/>

Topic 1

Topic 2

Topic 3

Topic 4

Topic 5

- Set the condition with select menu then click “Gets these logs” button. System will display the matching record.

試用課程10: All participants, Thursday, 3 December 2015 (UTC+8)

試用課程10 ▾ All participants ▾ Today, 3 December 2015 ▾ All activities ▾ All actions ▾
Display on page ▾ Get these logs

Displaying 7 records

Select condition	Time	IP address	User full name	Action	Information
	Thu 3 December 2015, 10:48 PM	36.239.166.113	試用帳號10	course report log	試用課程10
	Thu 3 December 2015, 10:43 PM	36.239.166.113	試用帳號10	course report log	試用課程10
	Thu 3 December 2015, 10:43 PM	36.239.166.113	試用帳號10	course view	試用課程10
	Thu 3 December 2015, 10:33 PM	36.239.166.113	試用帳號10	course report log	試用課程10
	Thu 3 December 2015, 10:33 PM	36.239.166.113	試用帳號10	course report log	試用課程10
	Thu 3 December 2015, 10:06 PM	36.239.166.113	試用帳號10	course view	試用課程10
	Thu 3 December 2015, 10:06 PM	36.239.166.113	試用帳號10	course view	試用課程10

III. Live Logs

“Live Logs” report display the recently hour records of course.

1. Administration block → Reports → Live Logs

Home ▶ TEST10

Your progress ?

Navigation

Home

- My home
- My profile
- Current course

Administration

- Course administration
 - Turn editing on
 - Edit settings
 - Course completion
 - Users
- Reports
 - Learning statistics
 - Logs
 - Live logs**
 - Activity report
 - Course participation
 - Activity completion
- Grades
- Backup
- Restore
- Import
- Reset

公佈欄

The reference for first week

Moodle

HW01

Course Forum 1 unread post

test2

Chat 2 unread posts

Topic 1

Topic 2

Topic 3

Topic 4

Topic 5

2. The system will pop out a window and display the recently hour records.

試用課程10: Live logs from the past hour (Updates every 60 seconds) - Google Chrome

moodle.ncku.edu.tw/report/loglive/index.php?id=3848&inpopup=1

成功大學
數·位·學·習·平·台

You are logged in as 試用帳號 10 (Log out)

English (en)

Displaying 8 records

Time	IP address	User full name	Action	Information
Thu 3 December 2015, 10:52 PM	36.239.166.113	試用帳號 10	course report live	試用課程 10
Thu 3 December 2015, 10:48 PM	36.239.166.113	試用帳號 10	course report log	試用課程 10
Thu 3 December 2015, 10:43 PM	36.239.166.113	試用帳號 10	course report log	試用課程 10
Thu 3 December 2015, 10:43 PM	36.239.166.113	試用帳號 10	course view	試用課程 10
Thu 3 December 2015, 10:33 PM	36.239.166.113	試用帳號 10	course report log	試用課程 10
Thu 3 December 2015, 10:33 PM	36.239.166.113	試用帳號 10	course report log	試用課程 10
Thu 3 December 2015, 10:06 PM	36.239.166.113	試用帳號 10	course view	試用課程 10
Thu 3 December 2015, 10:06 PM	36.239.166.113	試用帳號 10	course view	試用課程 10

IV. Activity Report

“Activity Report” report collect statistics since the course been created. It display the number of times that teaching material and activities have been viewed and completed percentage.

1. Administration block → Reports → Activity report

Home ▶ TEST10

Navigation ☰ ☱

Home

- My home
- My profile
- Current course

Administration ☰ ☱

- Course administration
 - Turn editing on
 - Edit settings
 - Course completion
- Users
- Reports
 - Learning statistics
 - Logs
 - Live logs
 - Activity report**
 - Course participation
 - Activity completion
- Grades
- Backup
- Restore
- Import
- Reset

Your progress ?

公佈欄	<input type="checkbox"/>
The reference for first week	<input type="checkbox"/>
Moodle	<input type="checkbox"/>
HW01	<input type="checkbox"/>
Course Forum 1 unread post	<input type="checkbox"/>
test2	<input type="checkbox"/>
Chat 2 unread posts	<input type="checkbox"/>

Topic 1

Topic 2

Topic 3















Topic 4

Topic 5

- It shows the number of view, completion percentage and last access time. Click the “completion percentage” bar to view incomplete list.

試用課程10

Computed from logs since Wednesday, 3 December 2014, 12:00 AM.

Activity	Views	Completion Percentage	Last access
 公佈欄	16	-	Monday, 16 November 2015, 1:46 PM (17 days 9 hours)
 Moodle	2	 11%	Tuesday, 1 December 2015, 9:26 PM (2 days 1 hour)
 HW01	50	 0%	Tuesday, 1 December 2015, 9:28 PM (2 days 1 hour)
 Course Forum	11	Discussion  11% Reply  0%	Wednesday, 2 December 2015, 11:07 PM (23 hours 53 mins)
 test2	18	Discussion  11% Reply  0%	Wednesday, 2 December 2015, 11:21 PM (23 hours 39 mins)
 Chat	5	Discussion  11% Reply  0%	Wednesday, 2 December 2015, 11:08 PM (23 hours 51 mins)








Click complete bar to view incomplete list

NCKU Moodle

課程管理10

Incomplete list

Total: 8

User picture	First name	ID number	Department
	試用帳號09	test09	
	試用帳號08	test08	
	test07	test07	
	試用帳號06	test06	
	試用帳號05	test05	
	試用帳號04	test04	
	試用帳號03	test03	

V. Course Participation

“Course Participation” report display the times the participants participate the activity in specific time.

1. Administration block → Reports → Course participation

Home ▶ TEST10

Your progress ?

Navigation

- Home
 - My home
 - My profile
 - Current course

Administration

- Course administration
 - Turn editing on
 - Edit settings
 - Course completion
 - Users
 - Reports
 - Learning statistics
 - Logs
 - Live logs
 - Activity report
 - Course participation**
 - Activity completion
 - Grades
 - Backup
 - Restore
 - Import
 - Reset

公佈欄

The reference for first week

Moodle

HW01

Course Forum 1 unread post

test2

Chat 2 unread posts

Topic 1

Topic 2

Topic 3

Topic 4

Topic 5

- It can select the specific activity within look back time and see that if the user has participated.

Activity module HW01 Look back 1 weeks Show only 學生(student) Show actions

All actions Go

Groups: All participants

Assignment Views: view submission, view feedback
Assignment Posts: upload, submit, submit for grading

9 學生(student)

First name	All actions	Select
試用帳號09	No	<input type="checkbox"/>
試用帳號08	No	<input type="checkbox"/>
test07	No	<input type="checkbox"/>
試用帳號06	No	<input type="checkbox"/>
試用帳號05	No	<input type="checkbox"/>
試用帳號04	No	<input type="checkbox"/>
試用帳號03	No	<input type="checkbox"/>
試用帳號02	No	<input type="checkbox"/>
試用帳號01	No	<input type="checkbox"/>

Select all Deselect all Select all 'No'

With selected users... Choose... ? OK

Searching condition

VI. Activity Completion

Material and activity can set the tracking completion. The completed condition can set by teacher or student can check completed by themselves. "Activity completion" report provides the summary of students' completion status.

1. Administration block → Reports → Activity Completion

Home ▶ TEST10

Navigation ☰ ☱

Home

- My home
- My profile
- Current course

Administration ☰ ☱

- Course administration
 - Turn editing on
 - Edit settings
 - Course completion
 - Users
- Reports
 - Learning statistics
 - Logs
 - Live logs
 - Activity report
 - Course participation
 - Activity completion**
 - Grades
- Backup
- Restore
- Import
- Reset

Your progress ?

公佈欄	<input type="checkbox"/>
The reference for first week	<input type="checkbox"/>
Moodle	<input type="checkbox"/>
HW01	<input type="checkbox"/>
Course Forum 1 unread post	<input type="checkbox"/>
test2	<input type="checkbox"/>
Chat 2 unread posts	<input type="checkbox"/>

Topic 1

Topic 2

Topic 3

Topic 4

Topic 5

- If teacher activate the “Completion tracking” of resource or activity, the resource and activity will list in “Activity completion” report page.

First name / Surname	ID number	公佈欄	The reference for first week	Moodle	HW01	Course Forum	test2	Chat
試用帳號09	test09	<input type="checkbox"/>	<input type="checkbox"/>	<input type="checkbox"/>	<input type="checkbox"/>	<input type="checkbox"/>	<input type="checkbox"/>	<input type="checkbox"/>
試用帳號08	test08	<input type="checkbox"/>	<input type="checkbox"/>	<input type="checkbox"/>	<input type="checkbox"/>	<input type="checkbox"/>	<input type="checkbox"/>	<input type="checkbox"/>
試用帳號07	test07	<input type="checkbox"/>	<input type="checkbox"/>	<input type="checkbox"/>	<input type="checkbox"/>	<input type="checkbox"/>	<input type="checkbox"/>	<input type="checkbox"/>
試用帳號06	test06	<input type="checkbox"/>	<input type="checkbox"/>	<input type="checkbox"/>	<input type="checkbox"/>	<input type="checkbox"/>	<input type="checkbox"/>	<input type="checkbox"/>
試用帳號05	test05	<input type="checkbox"/>	<input type="checkbox"/>	<input type="checkbox"/>	<input type="checkbox"/>	<input type="checkbox"/>	<input type="checkbox"/>	<input type="checkbox"/>
試用帳號04	test04	<input type="checkbox"/>	<input type="checkbox"/>	<input type="checkbox"/>	<input type="checkbox"/>	<input type="checkbox"/>	<input type="checkbox"/>	<input type="checkbox"/>
試用帳號03	test03	<input type="checkbox"/>	<input type="checkbox"/>	<input type="checkbox"/>	<input type="checkbox"/>	<input type="checkbox"/>	<input type="checkbox"/>	<input type="checkbox"/>
試用帳號02	test02	<input type="checkbox"/>	<input type="checkbox"/>	<input type="checkbox"/>	<input type="checkbox"/>	<input type="checkbox"/>	<input type="checkbox"/>	<input type="checkbox"/>
試用帳號01	test01	<input type="checkbox"/>	<input type="checkbox"/>	<input type="checkbox"/>	<input type="checkbox"/>	<input type="checkbox"/>	<input type="checkbox"/>	<input type="checkbox"/>

[Download in spreadsheet format \(UTF-8 .csv\)](#)
[Download in Excel-compatible format \(.csv\)](#)

VII. Contact Us

If you have any questions and suggestions about the system, please contact Teaching & Learning Technology Division, Extension 61024 · 61029.